



# Fall 2019 Individual Report FAS-NEURO 101FA-Neurobiology of Learning and Memory 001 Joseph Zak

Project Title: **2019 Fall Harvard FAS Course Evaluation**

Course Audience: **13**  
Responses Received: **13**  
Response Ratio: **100%**

---

## Report Comments

Note:

The order that the questions appear on this report is not the same as the way the questions were displayed to students. The order has been changed to make the report more readable.

---

Creation Date: **Wednesday, March 11, 2020**

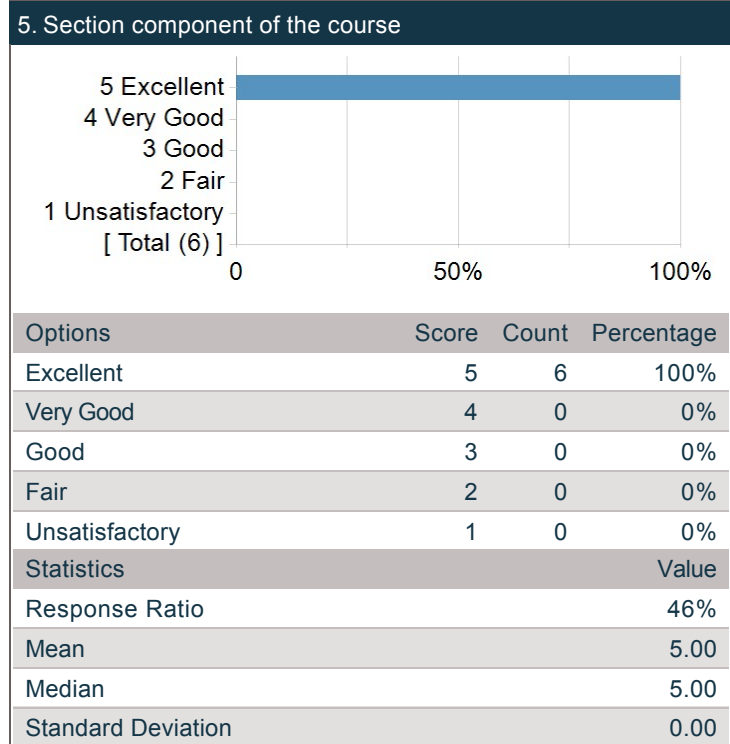
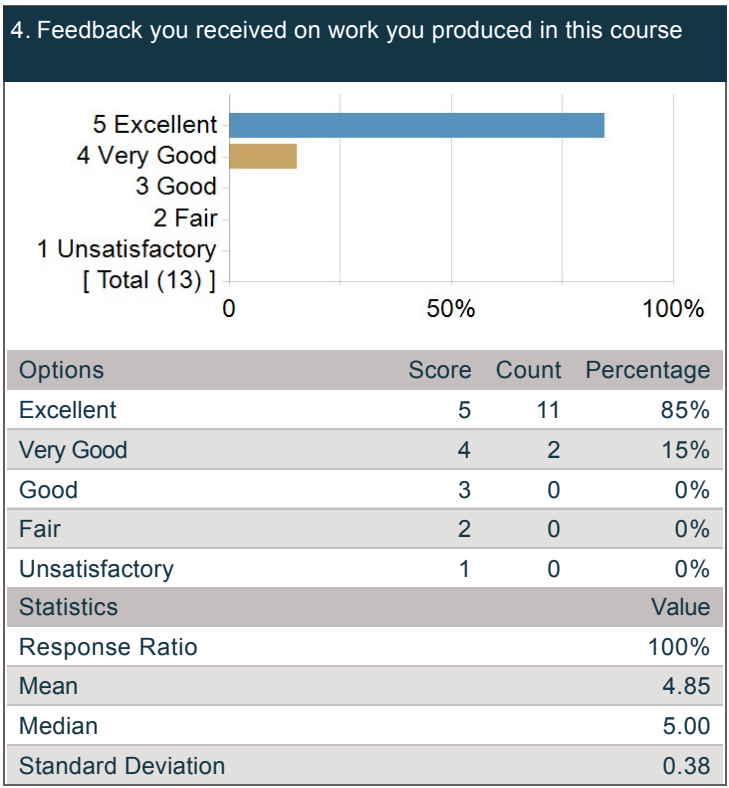
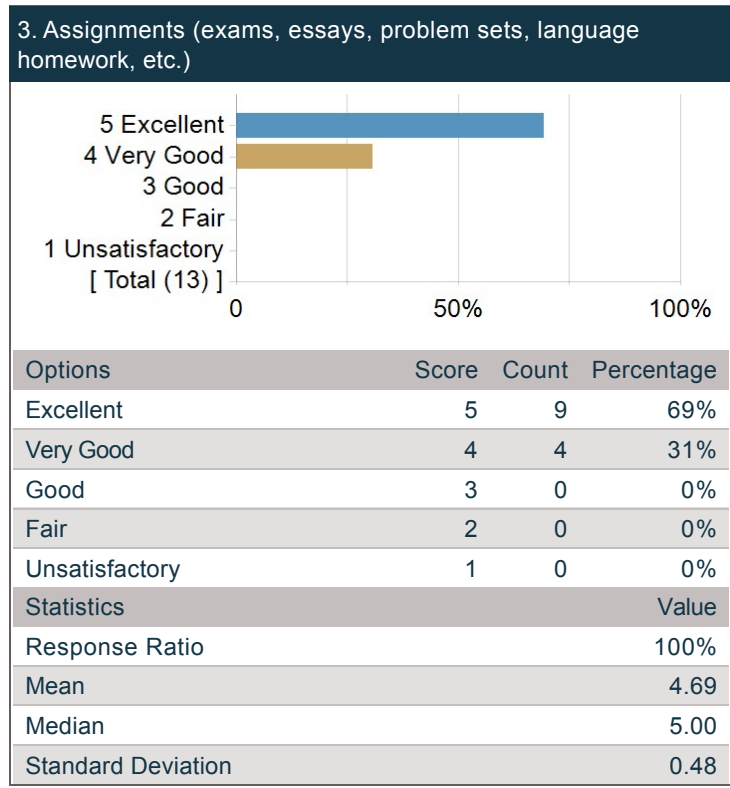
## General Course Questions

### Course General Questions

	Count	Excellent	Very Good	Good	Fair	Unsatisfactory	Course Mean	FAS Mean
Evaluate the course overall.	13	77%	23%	0%	0%	0%	4.77	4.17
Course materials (readings, audio-visual materials, textbooks, lab manuals, website, etc.)	13	62%	31%	8%	0%	0%	4.54	4.15
Assignments (exams, essays, problem sets, language homework, etc.)	13	69%	31%	0%	0%	0%	4.69	4.00
Feedback you received on work you produced in this course	13	85%	15%	0%	0%	0%	4.85	3.95
Section component of the course	6	100%	0%	0%	0%	0%	5.00	4.10

### Course

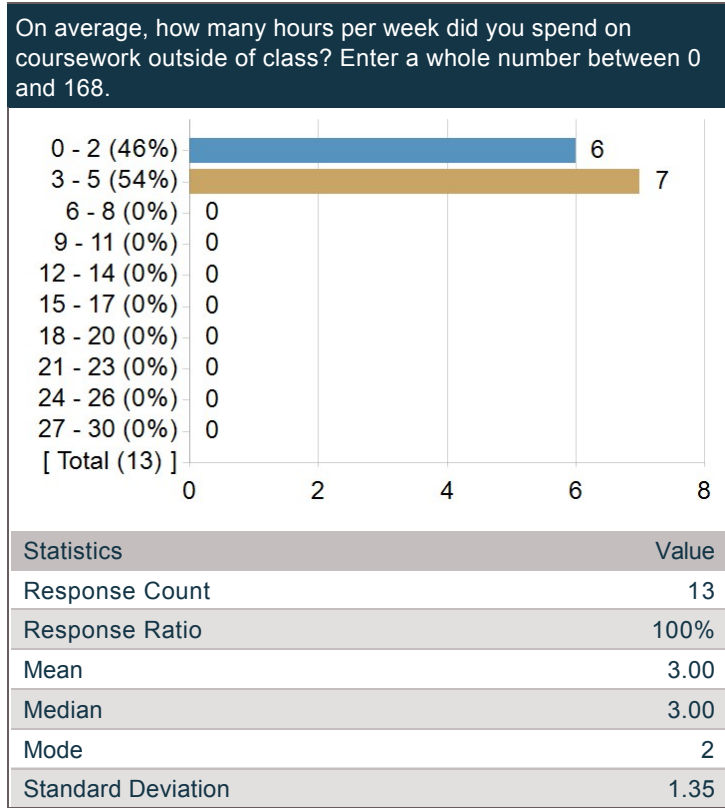
1. Evaluate the course overall.				2. Course materials (readings, audio-visual materials, textbooks, lab manuals, website, etc.)			
Options	Score	Count	Percentage	Options	Score	Count	Percentage
Excellent	5	10	77%	Excellent	5	8	62%
Very Good	4	3	23%	Very Good	4	4	31%
Good	3	0	0%	Good	3	1	8%
Fair	2	0	0%	Fair	2	0	0%
Unsatisfactory	1	0	0%	Unsatisfactory	1	0	0%
Statistics			Value	Statistics			Value
Response Ratio			100%	Response Ratio			100%
Mean			4.77	Mean			4.54
Median			5.00	Median			5.00
Standard Deviation			0.44	Standard Deviation			0.66



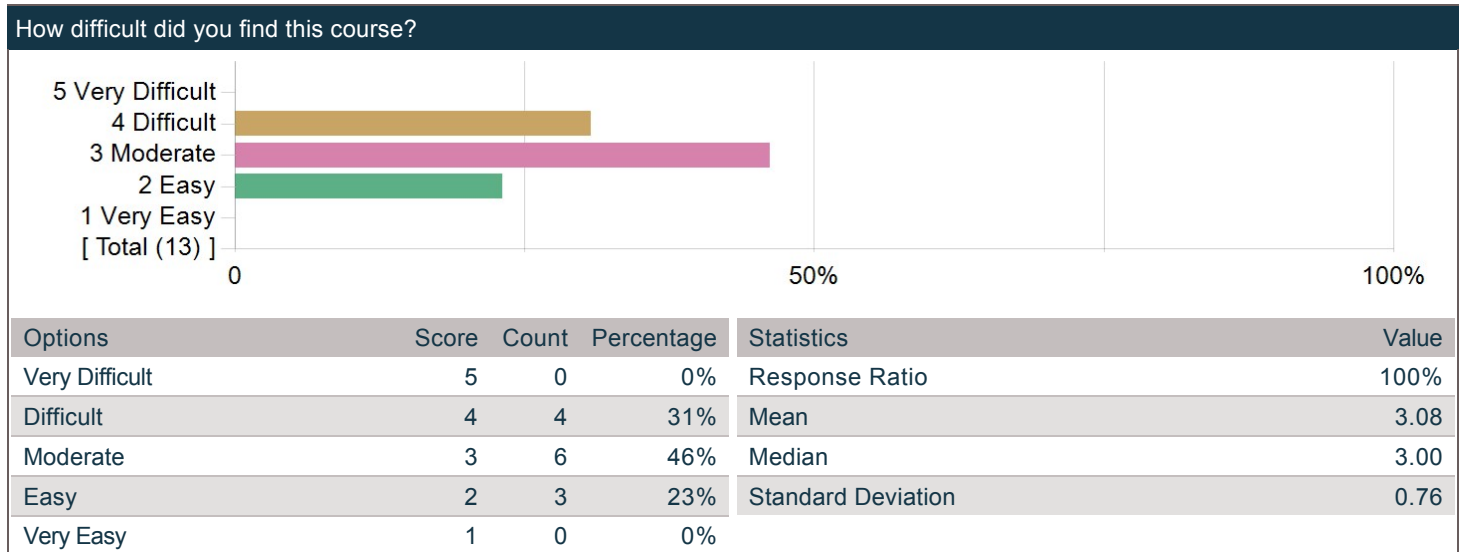
## Requirements - What did this course require of you?

On average, how many hours per week did you spend on coursework outside of class? Enter a whole number between 0 and 168.

Frequency chart and mean excludes students who answered 31 or more hours.



## How difficult did you find this course?

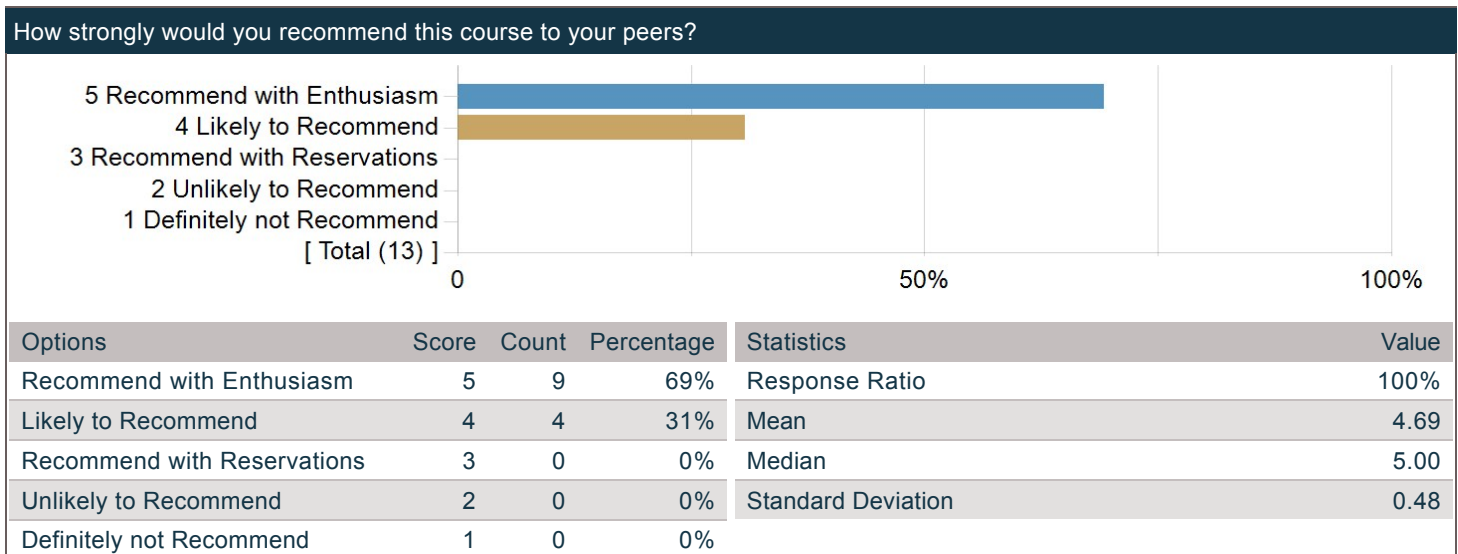


**What was/were your reason(s) for enrolling in this course? (Please check all that apply)**

Options	Count
Elective	1
Concentration or Department Requirement	13
Secondary Field or Language Citation Requirement	0
Undergraduate General Education Requirement	0
Expository Writing Requirement	0
Foreign Language Requirement	0
Pre-Med Requirement	0
Divisional Distribution Requirement	0
Quantitative Reasoning with Data Requirement	0

**Recommendations - Would you recommend this course?**

**How strongly would you recommend this course to your peers?**



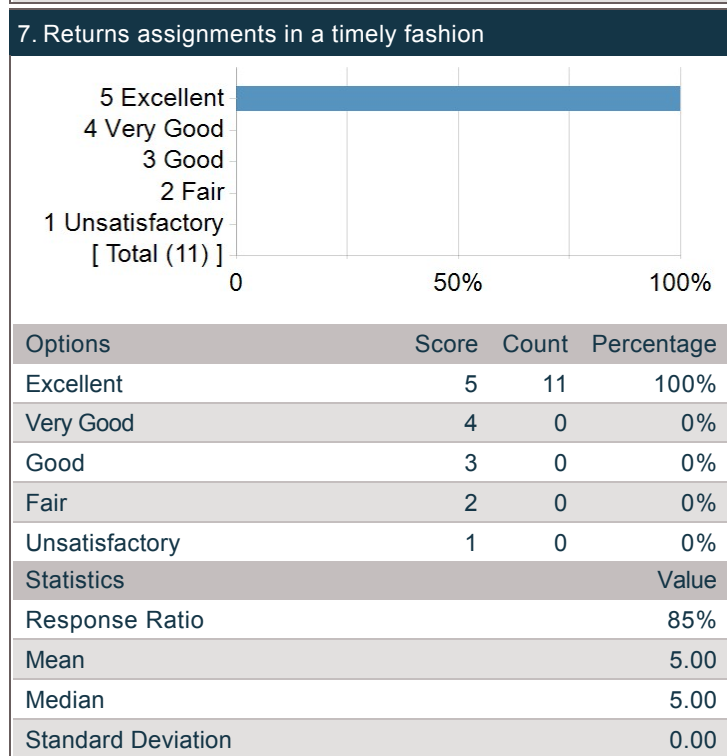
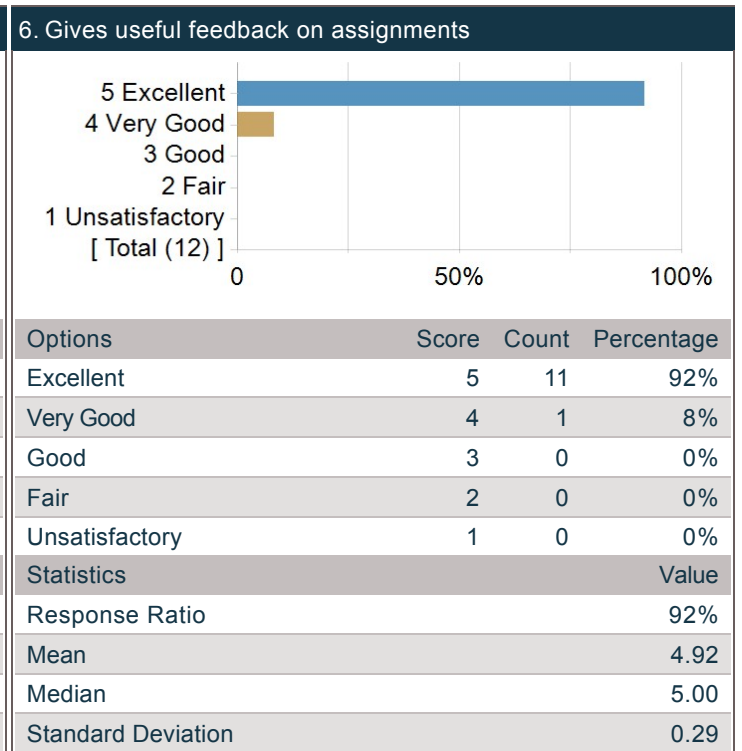
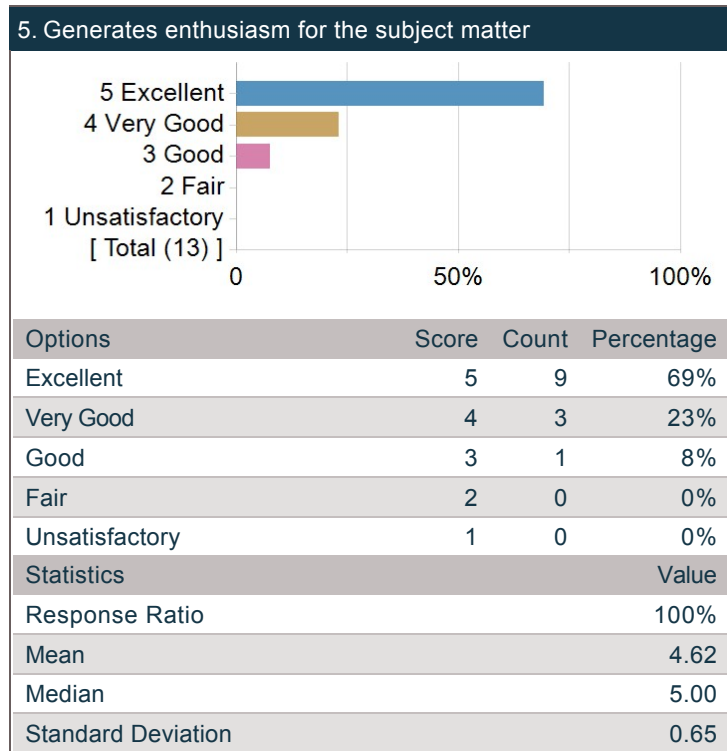
**Evaluation of Section Leaders**

**Section Leader Questions**

	Count	Excellent	Very Good	Good	Fair	Unsatisfactory	Instructor Mean	FAS Mean
Evaluate your Section Leader overall.	12	92%	8%	0%	0%	0%	4.92	4.48
Gives effective lectures or presentations, if applicable	13	69%	31%	0%	0%	0%	4.69	4.40
Facilitates discussion and encourages participation	13	85%	8%	8%	0%	0%	4.77	4.44
Is accessible outside of class (including after class, office hours, e-mail, etc.)	13	85%	15%	0%	0%	0%	4.85	4.55
Generates enthusiasm for the subject matter	13	69%	23%	8%	0%	0%	4.62	4.41
Gives useful feedback on assignments	12	92%	8%	0%	0%	0%	4.92	4.37
Returns assignments in a timely fashion	11	100%	0%	0%	0%	0%	5.00	4.44

**Section Leader**

1. Evaluate your Section Leader overall.				2. Gives effective lectures or presentations, if applicable			
Options	Score	Count	Percentage	Options	Score	Count	Percentage
Excellent	5	11	92%	Excellent	5	9	69%
Very Good	4	1	8%	Very Good	4	4	31%
Good	3	0	0%	Good	3	0	0%
Fair	2	0	0%	Fair	2	0	0%
Unsatisfactory	1	0	0%	Unsatisfactory	1	0	0%
Statistics			Value	Statistics			Value
Response Ratio			92%	Response Ratio			100%
Mean			4.92	Mean			4.69
Median			5.00	Median			5.00
Standard Deviation			0.29	Standard Deviation			0.48
3. Facilitates discussion and encourages participation				4. Is accessible outside of class (including after class, office hours, e-mail, etc.)			
Options	Score	Count	Percentage	Options	Score	Count	Percentage
Excellent	5	11	85%	Excellent	5	11	85%
Very Good	4	1	8%	Very Good	4	2	15%
Good	3	1	8%	Good	3	0	0%
Fair	2	0	0%	Fair	2	0	0%
Unsatisfactory	1	0	0%	Unsatisfactory	1	0	0%
Statistics			Value	Statistics			Value
Response Ratio			100%	Response Ratio			100%
Mean			4.77	Mean			4.85
Median			5.00	Median			5.00
Standard Deviation			0.60	Standard Deviation			0.38



## Section Leader Comments

Please comment on your Section Leader's teaching.

Comments
Dr. Zak is and amazing professor and very supportive.
I really appreciate how detailed and thoughtful his feedback has been on our presentations and assignments — I was honestly surprised because it was much more than I'd normally expect based on what I've received in other classes. It's clear he puts a lot of attention and care into it. Especially for my group's presentation feedback, we got really concrete suggestions for improvement and explanations about good presentation strategies, which were all very helpful.
Dr. Zak is very pleasant in class and is a great instructor! He met with us outside of class to review the paper we were presenting (as it was a challenge). He has been kind during class and patient with us when we are struggling!
Great Teacher! Cleary explains the topics, which is really helpful to build off of when learning new concepts. Our class is pretty small, but he set a good class environment from very early, everyone has good discussion and is not afraid to ask questions or make mistakes. Also does a really good job of recapping the main ideas of the papers we read so it is easy to follow the class over the weeks.
Amazing
Really good instructor, motivating, helps all at whatever pace they go at
Professor Zak is a great teacher. He really encourages participation in class by allowing everyone to speak and give their thoughts on the papers. He creates a very good and comfortable teaching environment, and I never feel like its hard to ask questions.
Prof. Zak is great! Again, super chill, so the class always feels relaxed. Sometimes there's an awkward silence after he asks a question but he doesn't let it get to him.
Joe is fantastic, as I mentioned previously, Joe meets you where you are with your understanding and helps you grow from that point and onwards. He is super responsive to emails and empathizes with our life as students who have so much going on in our lives. He does a great job of leading the section as he facilitates discussion, asking particularly important questions and help us peel away the stuff that isn't as important. He also does a great job of delivering background information in a straightforward, logical way. He wants us to be able to see the important things that are happening in every paper and isn't as concerned with the extra stuff going on around it.
Does a great job of facilitatng discussion and helping us best understand the material
Dr. Zak has outstanding communication and teaching skills. Studying the brain as it relates to learning and memory can be a daunting task. However, Dr. Zak employed several helpful exercises to ensure that me and my classmates understood the material that was we covered in the articles every week. Furthermore, Dr. Zak always had an interesting fact to add each section which increased engagement and generated enthusiasm for the course.
An amazing professor!